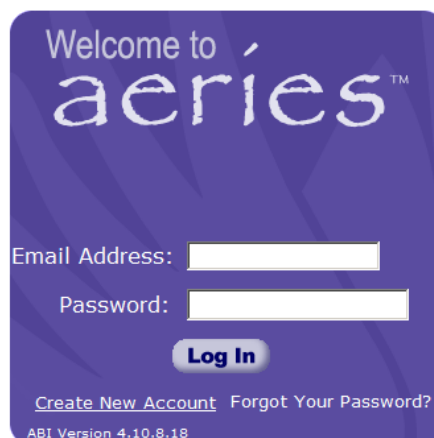
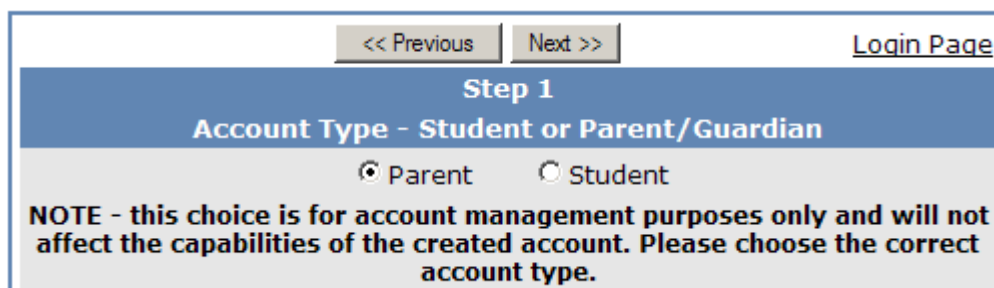


To Create an Account on the Parent Portal:

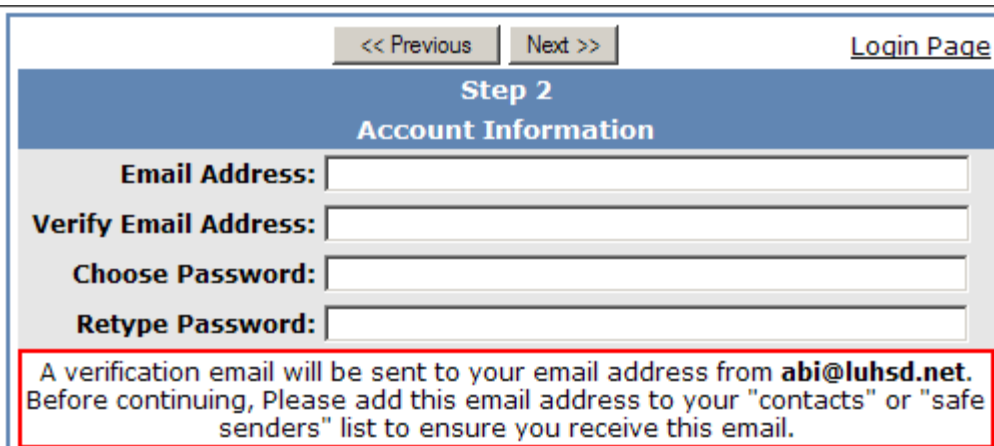
1. Go to <http://parents.luhsd.net>
2. When you get to the Aeries welcome screen, click on Create New Account in the lower left Corner of the box.



3. Once you are there, it will ask you to create a Parent or Student Account. Both accounts show the same information, so choose Parent if the parent or guardian of a student. Click Next

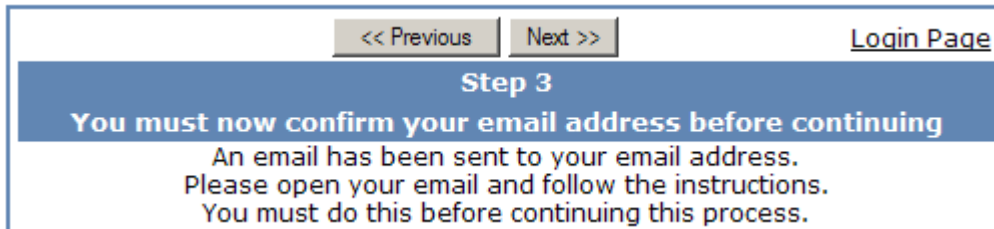


4. Enter your email address and choose a password that will be difficult for others to guess, but easy for you to remember. Add abi@luhsd.net to your trusted contacts before you continue to avoid the verification email landing in your spam folder. Then click Next.

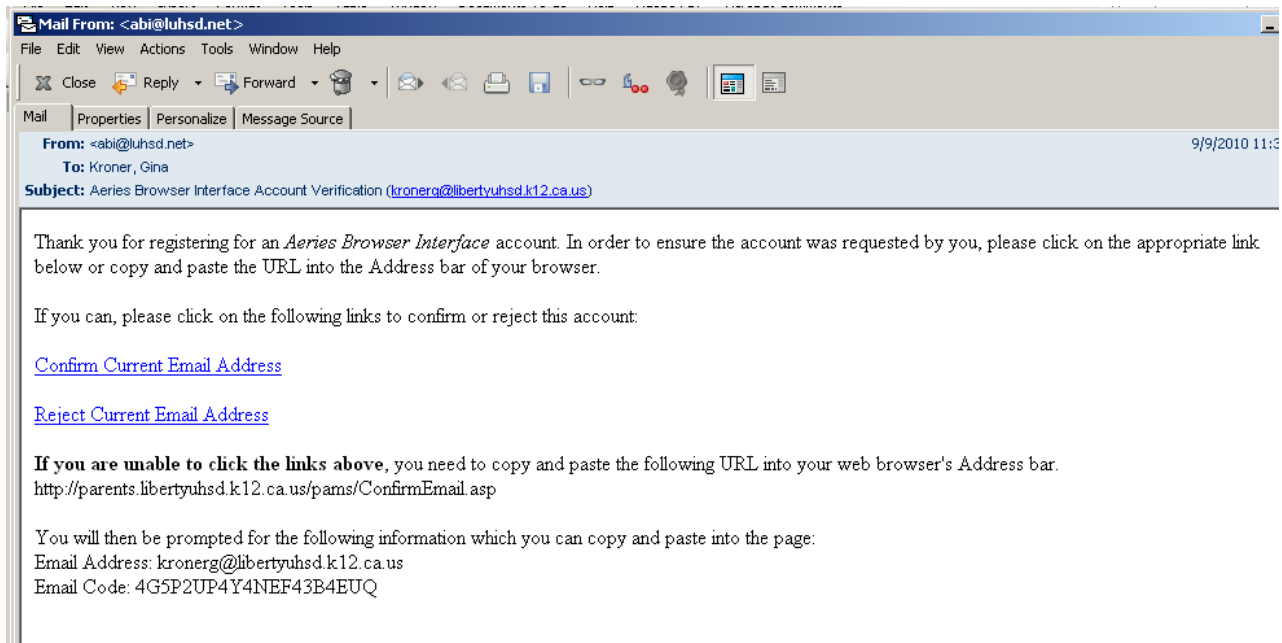


****At this point, if your email matches our files exactly, it may end the process here. If that is true for you, simply go to <http://parents.luhsd.net> and enter the email and password you just created and you will be able to access information.****

5. A notification that an email has been sent will appear. You must verify your account through your email before it will allow you to move forward.



6. The verification email looks like this:



Follow the directions in the email to verify your account.

7. Upon successful completion of verification, you will need to click on the link it provides:

Thank You. Your account has been verified. You may now continue with the registration process by clicking the following link [Click Here.](#)

8. Now, you will enter the three pieces of information you have to attach your account to your child.
 - a. Student ID number (this can be found on their school ID, report cards, transcripts, walkthrough documentation, etc.)

- b. Home Telephone number (the one you provided for school records)
- c. The Verification Code (this is different than the verification code listed in your email confirmation). It is a 10 Alpha-Numeric code.

- 9. Choose your name from the list of contacts on the last screen (student info hidden to protect the student's identity)

- 10. Click on the link provided to get started!

If you have difficulty with this process, please email Gina Kroner: kronerg@luhsd.net